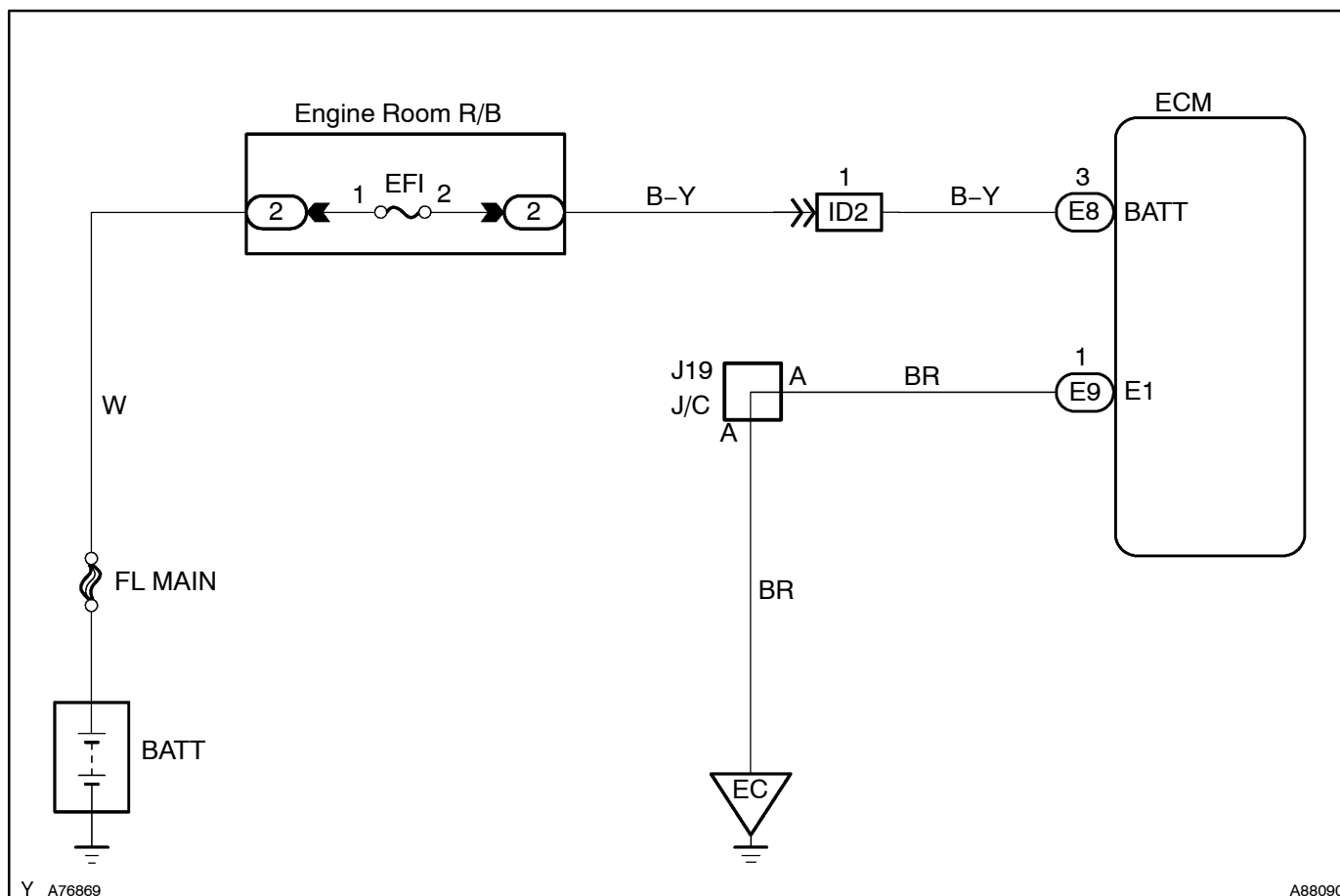


ECM BACK-UP POWER SOURCE CIRCUIT

CIRCUIT DESCRIPTION

While the ignition switch is OFF, the battery voltage is supplied to terminal BATT of the ECM for the DTCs memory and air-fuel ratio adaptive control value memory, etc.

WIRING DIAGRAM



INSPECTION PROCEDURE

1 CHECK FUSE (EFI FUSE)

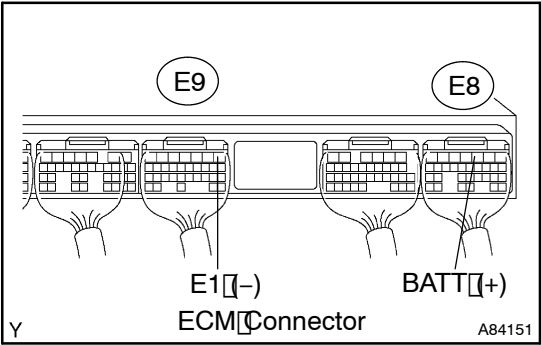


- (a) Remove the EFI fuse from the engine room R/B and J/B.
- (b) Check the EFI fuse resistance.
Standard: Below 1 Ω
- (c) Reinstall the EFI fuse.

NG CHECK FOR SHORT IN ALL HARNESSES AND COMPONENTS CONNECTED TO FUSE

OK

2 INSPECT ECM (BATT VOLTAGE)

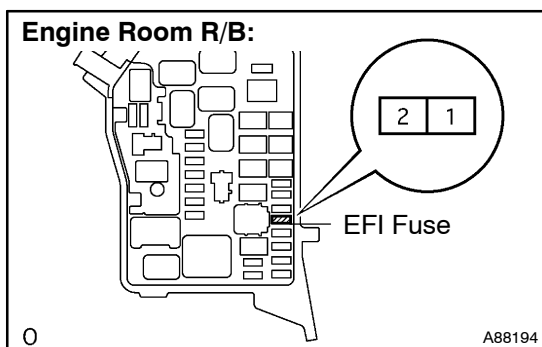
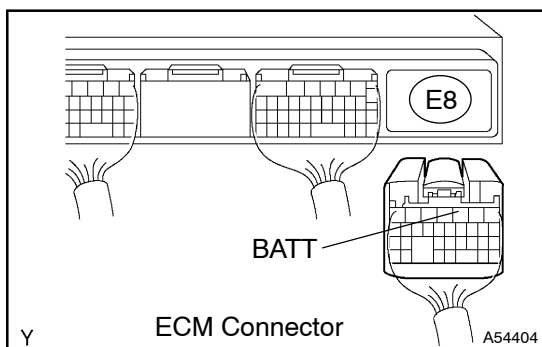


- (a) Turn the ignition switch to ON.
- (b) Measure the voltage between the terminals of the E8 and E9 ECM connectors.
Standard:

Tester Connection	Specified Condition
BATT (E8-3) - E1 (E9-1)	8 to 14 V

OK REPLACE ECM (See page 10-30)

NG

3 CHECK HARNESS AND CONNECTOR(ECM - EFI FUSE, EFI FUSE - BATTERY)

- (a) Check the harness and connectors between the EFI fuse and ECM.

- (1) Remove the EFI fuse from the engine room R/B.
- (2) Disconnect the E8 ECM connector.
- (3) Check the resistance.

Standard (Check for open):

Tester Connection	Specified Condition
Engine room R/B (EFI fuse terminal 2) - BATT (E8-3)	Below 1 Ω

Standard (Check for short):

Tester Connection	Specified Condition
Engine room R/B (EFI fuse terminal 2) or BATT (E8-3) - Body ground	10 k Ω or higher

- (4) Reinstall the EFI fuse.
- (5) Reconnect the ECM connector.

- (b) Check the harness and connector between the EFI fuse and battery.

- (1) Remove the EFI fuse from the engine room R/B.
- (2) Disconnect the positive battery cable.
- (3) Check the resistance.

Standard (Check for open):

Tester Connection	Specified Condition
Positive battery cable terminal - Engine room R/B (EFI fuse terminal 1)	Below 1 Ω

Standard (Check for short):

Tester Connection	Specified Condition
Positive battery cable terminal or Engine room R/B (EFI fuse terminal 1) - Body ground	10 k Ω or higher

- (4) Reinstall the EFI fuse.
- (5) Reconnect the positive battery cable.

NG**REPAIR OR REPLACE HARNESS OR CONNECTOR****OK****CHECK AND REPLACE ENGINE ROOM RELAY BLOCK**